




**IBIS 2018 Pre Conference**


<b>SAP BO Dashboards for Beginners</b>	<b>InfoBurst Certified Expert for Administrators (ICE-A)</b>	<b>Web Intelligence 4.2 SP5 for Beginners</b>	<b>Creating Web Intelligence Dashboards</b>	<b>IDT in a Day</b>
--	--	---	---	---------------------


Rich Harvey & Sarah Clark	Eric Grill & Jeremy Champe	Roxanne Pittman & Runali Ghosh	Amy O'Neel	Michael Ward
---------------------------	----------------------------	--------------------------------	------------	--------------

<b>SUNDAY. JUNE 17</b>	<i>Avalon A</i>	<i>Avalon B</i>	<i>Laviana</i>	<i>Kingfisher A</i>	<i>Kingfisher B</i>
------------------------	-----------------	-----------------	----------------	---------------------	---------------------

<b>7:45a - 9:00a BREAKFAST &amp; REGISTRATION - FOYER</b>					
<b>9:00a-11:45a</b>					
<b>11:45a-1:00p LUNCH - FOYER</b>					
<b>1:00p-2:45p</b>					
<b>2:45p-3:00p BREAK - KINGFISHER PROMENADE</b>					
<b>3:00p-5:00p</b>					
<b>7:30p-9:00p EVENING WELCOME RECEPTION</b>					

	IBIS 2018 Main Conference - Track Sessions				
	Limitless BI	BO Admin	BO Reports	Dashboards	InfoBurst
<b>MONDAY, JUNE 18</b>	<i>Egret</i>	<i>Blue Heron</i>	<i>Goldfinch</i>	<i>Osprey</i>	<i>Avocet</i>
7:45a - 9:30a REGISTRATION, BREAKFAST & OPENING KEYNOTE - <i>THE GRAND BALLROOM</i>					
9:30a-10:00a BREAK - <i>FOYER</i>					
10:00a-11:00a	ARI's Vehicle Fleet Health Card Solution Tony & Harvey   ARI	Upgrading to BI 4.2 SP04 at Mobile Mini - A Case Study - Alejandro Yamamoto   Converge BI	LUC, I am your father! - Samuel Polichouk   SAP	USPI Self-service Enterprise BI Portal - David Behr   USPI	One-stop Shopping Using the New InfoBurst Portal - Bryan Baca   InfoSol Inc.
11:00a-12:00p	How Presbyterian Healthcare Service Accelerated Regression Testing when Migrating to BI 4.2 - Bruce Alexander   Presbyterian Healthcare Services	BI 4.1 to 4.2 Upgrade Case Study – The 4 P's - Tammy Datri   Grane Healthcare	The Top 10 Deadly Sins to Avoid when Developing & Releasing BusinessObjects Reports - John Clapper   Mobile Mini Inc.	Developing a Write-back Dashboard - Taylor Packwood   InfoSol Inc.	ARI's BusinessObjects Publishing Journey - Heather Rapetti   ARI
12p-1:15p LUNCH - <i>GRAND BALLROOM</i>					
1:15p-2:15p	SRP's Budget Makeover Story: Implementing an Updated Future Proof Solution - Wendy Krause   SRP	Managing your SAP-BI Infrastructure Using Agile Processes - Jean-Phillipe Golay   EBI Experts	Discover what's new in Web Intelligence up to BI 4.2 SP05 & What is to come beyond - Samuel Polichouk   SAP	The Bosch KanBan Calculator - Mohammed Siddiqui   Bosch	Optimizing the Management of BI4 & InfoBurst at Safeway/Albertsons - Evan Davies   Safeway Inc.
2:15p-3:15p	How Dana is Delivering Executive Dashboards using a Template Solution - Lori Wagner   Dana Holding Corp.	BusinessObjects Security Lessons from the Trenches - Amy O'Neel   InfoSol Inc.	Using Excel as a Data Source in Web Intelligence at City of Mesa - Jared Hansen   City of Mesa	Next Generation of Data Visualization to Improve Vehicle Dealership Business - Tony & Harvey   ARI	How Kaiser Permanente implemented InfoBurst with Tableau and benefited from huge cost savings - Pramod Nirmale   Kaiser Permanente of WA
3:15p-3:45p BREAK - <i>FOYER</i>					
3:45p-4:45p	Starting from Zero: A BusinessObjects Implementation from POC to Production at Rosendin Electric - Shaun Boylan   Rosendin Electric	Universe Design Do's & Dont's - Jean-Francis Cayron   Sagitta BI	SAP BusinessObjects Web Intelligence Road Map - Samuel Polichouk   SAP	Simple Self-Service Query & Analysis for the Masses with dScover v2 - Rich Harvey   InfoSol LTD	Delivering a 17-Hour Crystal Burst in Under an Hour - Don Collins   UCLA Health
4:45p-5:45p	How Kaiser Permanente implemented InfoBurst with Tableau and benefited from huge cost savings - Pramod Nirmale   Kaiser Permanente of WA	12 Best Practices for using Promotion Manager - Amy O'Neel   InfoSol Inc.	Advanced Charting in Webi - Michael Ward   CTTS	D.E.C.I.D.E. Designing, Elegant, Comprehensive, & Informative Dashboards Everytime - Noe Garcia   USPI	Ask the Experts - Open Roundtable Discussion - The InfoBurst Team   InfoSol Inc.
6:30p-9:00p EVENING RECEPTION & NETWORKING EVENT					
<b>TUESDAY, JUNE 19</b>	<i>Egret</i>	<i>Blue Heron</i>	<i>Goldfinch</i>	<i>Osprey</i>	<i>Avocet</i>
7:45a - 9:30a BREAKFAST, MORNING KEYNOTE - <i>THE GRAND BALLROOM</i>					
9:30a-10:00a BREAK - <i>FOYER</i>					
10:00a-11:00a	USPI Self-service Enterprise BI Portal - David Behr   USPI	Why should I move to an IDT Universe? - Rajesh Ponnurangam   InfoSol Inc.	Adding Dashboard Components to Web Intelligence - Runali Ghosh   InfoSol Inc.	How Dana is Delivering Executive Dashboards using a Template Solution - Lori Wagner   Dana Holding Corp.	High Value Opportunity Burst Brings Instant Gratification to Marketing Executives - Tyler Koitka   InfoSol Inc.
11:00a-12:00p	Using Excel as a Data Source in Web Intelligence at the City of Mesa - Jared Hansen   City of Mesa	Are You Afraid to Try Updating Tired Old Universes? It's a Snap - Really! - Mona Fox   Perry Ellis International	Fire up your Fiori Launchpad in BusinessObjects - Rajesh Ponnurangam   InfoSol Inc.	Xcelsius Components to make your Dashboards Rock - Matt Duligall   InfoSol LTD	Using InfoBurst XDC to integrate BusinessObjects with Microsoft Power BI - Kieth Stanley   CTG
12p-1:15p LUNCH - <i>GRAND BALLROOM</i>					
1:15p-2:15p	Group Discussion on BI Trends & Pressures for 2018 - Ethan Durda   VIXXO	How Presbyterian Healthcare Service Accelerated Regression Testing when Migrating to BI 4.2 - Bruce Alexander   Presbyterian Healthcare Services	Advanced Formatting in Web Intelligence - Michael Ward   CTTS	Tableau with BusinessObjects - Bring out the best of both worlds - Rajesh Ponnurangam   InfoSol Inc.	InfoBurst & OData: The Perfect Match - Bryan Baca   InfoSol Inc.

	IBIS 2018 Main Conference - Track Sessions				
	Limitless BI	BO Admin	BO Reports	Dashboards	InfoBurst
2:15p-3:15p	The Bosch KanBan Calculator - Mohammed Siddiqui   Bosch	BusinessObjects BI 4.2 - 45 features in 45 Minutes - Rajesh Ponnuram   InfoSol Inc.	Operational, Analytical, Integration - Tyler Koitka   InfoSol Inc.	ARI's Vehicle Fleet Health Card Solution Tony & Harvey   ARI	Simple Self-service Query & Analysis for the Masses with dDiscover v2 - Rich Harvey   InfoSol LTD
3:15p-3:45p	<b>BREAK - FOYER</b>				
3:45p-4:45p	ARI's BusinessObjects Publishing Journey - Heather Rapetti   ARI	BusinessObjects pre and post Cloud Migration - GB&Smith	The Crystal Migration to Cloud Study - The 4 Big Steps - Rajesh Ponnuram   InfoSol Inc.	How WWF is using Dashboards to save the planet! - Ashley Brooks   WWF	Making InfoBurst (Artificially) Intelligent - Don Collins   UCLA Health
4:45p-5:45p	Optimizing the Management of BI4 and InfoBurst at Safeway/Albertsons - Evan Davies   Safeway Inc.	The Data Services Playbook - Tyler Koitka   InfoSol Inc.	Multiple Data Providers - New & Improved - Michael Ward   CTTS	What Makes a Visually Appealing Dashboard - Taylor Packwood   InfoSol Inc.	Make your Mark: User Influence & Future Roadmap of InfoBurst - Rajesh Ponnuram & IB Team   InfoSol Inc.
6:30p-9:00p	<b>EVENING RECEPTION &amp; NETWORKING EVENT</b>				
WEDNESDAY, JUNE 20	<i>Egret</i>	<i>Blue Heron</i>	<i>Goldfinch</i>	<i>Osprey</i>	<i>Avocet</i>
7:45a - 9:30a	<b>BREAKFAST &amp; PANNEL DISCUSSION - THE GRAND BALLROOM</b>				
9:30a-10:00a	<b>BREAK - FOYER</b>				
10:00a-11:00a	BI team Building & Design - Ethan Durda   VIXXO	BusinessObjects in the Cloud - Minith Patel   InfoSol Inc.	Web Intelligence: Optimizing Response Times and Productivity - Jean Francois Cayron   Sagitta BI	Future of Dashboards Roundtable - Paul Grill, Taylor & Team   InfoSol Inc.	Become an IB Rockstar: InfoBurst Administration Best Practices - Bryan Baca   InfoSol Inc.
11:00a-12:00p	Integration of Tableau with BusinessObjects Case Study -Allan Williams   Manitoba Public Insurance	BusinessObjects Security Made Easy - Jean-Francois Cayron   Sagitta BI	Now you see me now you dont! - Michael Ward   CTTS	Common Challenges when developing an HTML5 Dashboard - Taylor Packwood   InfoSol Inc.	The New InfoBurst HTML5 UI - Chris Martin   InfoSol Inc.
12p-1:15p	<b>LUNCH &amp; RAFLES - GRAND BALLROOM</b>				
1:15p-2:15p	LUC, I am your father! - Samuel Polichouk   SAP	Universe Design Creationism - Michael Ward   CTTS	Cool Features & Tricks in Webi - Minith Patel   InfoSol Inc.	Making of a unique, efficient and successful KPI Monitoring Dashboard on mobile for a Nationwide Transportation Company - Runali Ghosh   InfoSol Inc.	Integration of Tableau with BusinessObjects Case Study -Allan Williams   Manitoba Public Insurance
2:15p-3:15p	Using InfoBurst XDC to integrate BusinessObjects with Microsoft Power BI - Kieth Stanley   CTG	Self-service BusinessObjects Administration - Minith Patel   InfoSol Inc.	Webi Calculations from Basic to context - Michael Ward   CTTS	What's New with SAP Dashboards 4.2 SP5? - Rich Harvey   InfoSol LTD	Pushing BI Reporting Content with Scheduling & Events - Jeremy Champe   InfoSol Inc.
3:15p-3:45p	<b>BREAK - FOYER</b>				
3:45p-4:45p	D.E.C.I.D.E. Design, Elegant, Comprehensive & Informative Dashboards Everytime - Noe Garcia   USPI	What's New in BI 4.2 SP05 Platform - Minith Patel   InfoSol Inc.	Visualize This! - Michael Ward   CTTS	Dashboard Development made easier: An Xcelsius add-on created by InfoSol - Runali Ghosh   InfoSol Inc.	Enhance Bursts & Schedules with Actions - Jeremy Champe   InfoSol Inc.
4:45p-5:45p	Operational, Analytical, Integration - Tyler Koitka   InfoSol Inc	Round Table Discussion on BO Admin Tips and Tricks - Minith Patel   InfoSol Inc.	What's New in Web Intelligence BI 4.2. - Michael Ward   CTTS	More than meets the eye - Using Infographics in your BO Dashboards - Rich Harvey   InfoSol LTD	Tips and Tricks on Getting the Most Out of the InfoBurst Interface - Chris Martin   InfoSol Inc.

	IBIS 2018 Main Conference - Hands-On			
	SP BO DASHBOARDS	TABLEAU FOR BUSINESSOBJECTS	WEB INTELLIGENCE	IDT UNIVERSE DESIGN
	Rich Harvey & Sarah Clark	Allan Williams	Roxanne Pittman & Runali Ghosh	Rajesh Ponnuram & Amy O'Neel
MONDAY. JUNE 18	Avalon A	Avalon B	Laviana	Kingfisher
7:45a - 9:30a REGISTRATION, BREAKFAST & OPENING KEYNOTE - THE GRAND BALLROOM				
9:30a-10:00a BREAK - FOYER				
10:00a-12:00p	Information Design Workshop: From Concept to Visualization	Introduction & Connecting to Data	What's New in Web Intelligence 4.2 SP5?	Compare and Convert UNV to UNX Universes
12:00p-1:15p LUNCH - GRAND BALLROOM				
1:15p-3:15p	Consistency is Key: Design Guides & Company Design Languages	Calculations in Tableau	Exploring Web Intelligence Formulas	Creating Connections and Data Foundations
3:15p-3:45p BREAK - FOYER				
3:45p-5:45p	Bringing your Dashboard to Life: Taking your model live with connected data	Parameters in Tableau	Formatting Tips & Tricks with 4.2	Creating Business Layers
6:30p-9:00p EVENING RECEPTION & NETWORKING EVENT				
TUESDAY. JUNE 19				
7:45a - 9:30a BREAKFAST, MORNING KEYNOTE - THE GRAND BALLROOM				
9:30a-10:00a BREAK - FOYER				
10:00a-12:00p	Dynamic Visibility & the Power of the Canvas: Building a Navigation Template for your Dashboard	Level of Detail Expressions	Making an Impact with Web Intelligence Charts	List of Values, Universe Prompts, Cascading & more
12:00p-1:15p LUNCH - GRAND BALLROOM				
1:15p-3:15p	Working with Data: Best Practices for Moving Data Around your Dashboard	Mapping Charts in Tableau	Drilling & Linking in Web Intelligence 4.2	Resolving Chasm Traps, Fan Traps & Using Outer Joins
3:15p-3:45p BREAK - FOYER				
3:45p-5:45p	Are you a Dashboard Superhero? Put your skills to the test in this Dashboard Design Challenge	Dashboard Actions & Formatting	Designing Dashboards with Webi 4.2	Everything you need to know about IDT: A Review
6:30p-9:00p EVENING RECEPTION & NETWORKING EVENT				
WEDNESDAY. JUNE 20				
7:45a - 9:30a BREAKFAST & PANNEL DISCUSSION - THE GRAND BALLROOM				
9:30a-10:00a BREAK - FOYER				
10:00a-12:00p	Take it anywhere: Taking your Dashboards Mobile with & without SAP BI Mobile	Understanding how Tableau Servers Work	Mobile Magic in Web Intelligence	Data & Universe Security
12:00p-1:15p LUNCH & RAFFLES - GRAND BALLROOM				
1:15p-3:15p	More than meets the Eye: Using Tips & Tricks to Build Unique Visualizations & Infographics	Integrating BusinessObjects with Tableau	Complex Query Features in Webi 4.2	Working with Multiple IDT Developers: Project Synchronization
3:15p-3:45p BREAK - FOYER				
3:45p-5:45p	With Great Power Comes Great Responsibility: Best Practices & Dashboard Testing Techniques	Tableau for BO Users: A Case Study Based Hand's On Session	Advanced Reporting Techniques	Multiple Data Sources, OLAP Data Source, SAP Data Source, & Linked Universes



# IBIS 2018

## IBIS 2018 Post Conference

	BI 4.2 Core Administration Boot Camp	InfoBurst Certified Expert (ICE)	Data Services Boot Camp
	Minith Patel	Eric Grill & Jeremy Champe	Tyler Koitka
<b>THURSDAY. JUNE 21</b>	<i>Laviana A</i>	<i>Laviana B</i>	<i>Kingfisher A</i>
7:45a - 9:00a BREAKFAST - <i>LAVIANA TERRACE</i>			
9:00a-11:45a			
11:45a-1:00p LUNCH - <i>LAVIANA TERRACE</i>			
1:00p-2:45p			
2:45p-3:00p BREAK - <i>LAVIANA TERRACE</i>			
3:00p-5:00p			
<b>FRIDAY. JUNE 22</b>			
7:45a-9:00a BREAKFAST - <i>LAVIANA TERRACE</i>			
9:00a-11:45a			
11:45a-1:00p LUNCH - <i>LAVIANA TERRACE</i>			
1:00p-2:45p			
2:45p-3:00p BREAK - <i>LAVIANA TERRACE</i>			
3:00p-5:00p			